

Criterion IV – Infrastructure and Learning Resources

Key Indicator - 4.1 Physical Facilities


4.1.4 (QnM) Average percentage of expenditure incurred excluding salary for infrastructure development and augmentation during the last five years

Year	Budget allocated for infrastructure development (INR Lakhs)	Budget allocated for infrastructure augmentation (INR Lakhs)
2023-2024	251.68	46.38
2022-2023	186.25	56.87
2021-2022	122.81	138.51
2020-2021	46.47	16.4
2019-2020	97.74	109.99



UDIN: 24072781BRHNPZ8093

Date: 02/09/2024



Seema Dental College and Hospital

(First Post Graduate Dental College of The State)

- Recognized by:
Dental Council of India
vide Govt. Gazette Notification No.
V-12017/49/2001-DE dated 25/06/2008
- Awarded As The Best Dental College

Virbhadra Road, Post Office : Pashulok
Rishikesh-249 203 (Uttarakhand)
Mobile: +91-9837087627
E-mail : sdchquery@gmail.com
Web : www.seemadentalcollege.org


4.1.4: Consolidated Expenditure towards Infrastructure Development and Augmentation during Last Five Years

Annual expenditure incurred excluding salary for infrastructure development and augmentation						
Year	Infrastructure Development (INR Lakhs)		Infrastructure Augmentation (INR Lakhs)		Total (INR Lakhs)	
2023-2024 (PROVISIONAL)	25167740	251.68	4637860	46.38	29805600	298.06
2022-2023	18625263	186.25	5686903	56.87	24312166	243.12
2021-2022	12281130	122.81	13850589	138.51	26131719	261.32
2020-2021	4647330	46.47	1640170	16.4	6287500	62.87
2019-2020	9774172	97.74	10998683	109.99	20772855	207.73
Total expenditure for 5 years (INR in Lakhs)					107309840	1073.1



ARKK And Associates
(Formerly B M Sharma & Associates)

Partner



UDIN: 24072781BKHNK28093
DATE: 02/09/2024



Seema Dental College and Hospital

(First Post Graduate Dental College of The State)

- Recognized by:
Dental Council of India
vide Govt. Gazette Notification No.
V-12017/49/2001-DE dated 25/06/2008
- Awarded As The Best Dental College

Virbhadra Road, Post Office : Pashulok
Rishikesh-249 203 (Uttarakhand)
Mobile: +91-9837087627
E-mail : sdchquery@gmail.com
Web : www.seemadentalcollege.org

4.1.4 : Expenditure towards Infrastructure Development and Augmentation during Last Five Years

INFRASTRUCTURE DEVELOPMENT					
Year	2023-2024 (PROVISIONAL)	2022-2023	2021-2022	2020-2021	2019-2020
Building	4885751	-	8294091	4602000	3442000
Motor Vehicle	20281989	18625263	3987039	45330	6332172
Total	25167740	18625263	12281130	4647330	9774172
	251.68	186.25	122.81	46.47	97.74
INFRASTRUCTURE AUGMENTATION					
Furniture & fixtures	160926	228862	85000	-	185960
Books & Journals	1503507	-	-	-	-
Computers & Printers	286050	633505	437799	-	197002
Electronic Appliances	1208529	636652	398274	868004	3152376
Plant & Machinery	268520	2407194	70060	141776	1188943
Medical Equipment	1210328	1780690	12859456	630390	6274402
Total	4637860	5686903	13850589	1640170	10998683
	46.38	56.87	138.51	16.4	109.99
Total expenditure	29805600	24312166	26131719	6287500	20772855
(INR in Lakhs)	298.06	243.12	261.32	62.87	207.73



A R K K And Associates
(Formerly B M Sharma & Associates)

Partner



UDIN :- 24072781BKHNRX5398
DATE: 02/09/2024

4.1.4 Audited utilization statements highlighting Infrastructure Development and Augmentation

FINANCIAL YEAR 2023-2024
DR. B.S. GUPTA MEDICAL CHARITABLE SOCIETY
VIRBHADRA ROAD, PO-PASHULOK, RISHIKESH-249203

BALANCE SHEET AS AT MARCH 31,2024

PARTICULARS	SCH. NO	AS AT MARCH 31, 2024		AS AT MARCH 31, 2023	
		AMOUNT	AMOUNT	AMOUNT	AMOUNT
<u>LIABILITIES</u>					
Society Capital Fund	1	26,87,29,737		24,22,05,019	
Unsecured Loans	2	1,42,10,417		1,62,10,417	
Expansion & Renovation Of Building		1,50,00,000		3,00,00,000	
				-	
TOTAL RS...			<u>29,79,40,154</u>		<u>28,84,15,436</u>
<u>ASSETS</u>					
Fixed Assets	3		15,69,39,634		13,99,36,543
<u>Current Assets,Loans & Advances</u>					
A) Current Assets	4	12,67,05,011		15,05,17,781	
B) Loans & Advances	5	4,02,88,850		3,19,41,296	
		<u>16,69,93,861</u>		<u>18,24,59,077</u>	
Less: Current Liabilities & Provisions				-	
Sundry Creditors	6	15,55,065		16,31,682	
Security Deposits	7	1,68,47,681		2,42,74,116	
Expenses Payable	8	75,90,595		80,74,387	
		<u>2,59,93,341</u>	14,10,00,520	<u>3,39,80,185</u>	14,84,78,893
TOTAL RS...			<u>29,79,40,154</u>		<u>28,84,15,436</u>

As per our separate report of even date.

For A R K K & ASSOCIATES
(Formerly BM Sharma & Associates)

Chartered Accountants

Rishikesh, 007944N



UDIN:-


[AMIT GUPTA]
Chairman


[VIVEK SANG]
Secretary

PLACE: Dehradun
DATE:

Annexure:- 3

DR. B.S. GUPTA MEDICAL CHARITABLE SOCIETY
VIRBHADRA ROAD, PO-PASHULOK, RISHIKESH-249203
SCHEDULE '4' OF FIXED ASSETS AS AT MARCH 31, 2024

PARTICULARS	Balance As At 01.04.2023	Additions during the Year		Disposals during the Year	Total	Rate	DEPRECIATION		Total Dep/ Upto 31.03.2024	WDV As At 31.03.2024	WDV As At 31.03.2023
		Upto 30.09.2023	Upto 31.03.2024				Upto 31.03.2023	During the year			
Building, College	27,08,32,185	42,91,272.00	60,58,568	-	28,11,82,025	10%	21,68,21,828	61,33,092	22,29,54,920	5,82,27,105	5,40,10,357
Building, Haridwar Road	29,80,710	-	-	-	29,80,710	10%	25,98,196	38,252	26,36,448	3,44,262	3,82,514
Building, Delhi Office	1,95,68,002	-	-	-	1,95,68,002	10%	1,15,65,791	8,00,222	1,23,66,013	72,01,989	80,02,211
Furniture & Fixtures	1,08,62,579	71,600.00	89,326	-	1,10,23,505	10%	83,09,781	2,66,907	85,76,688	24,46,817	25,52,798
Genset	33,81,507	-	-	-	33,81,507	15%	32,18,965	24,382	32,43,347	1,38,160	1,62,542
Computers	92,54,649	1,35,400.00	1,50,650	-	95,40,699	40%	85,51,569	3,65,522	89,17,091	6,23,608	7,03,080
Electronic Appliances	1,86,15,832	6,31,666.00	5,76,863	-	1,98,24,361	15%	1,35,94,762	8,91,175	1,44,85,937	53,38,423	50,21,069
Tubewell	3,68,961	-	-	-	3,68,961	15%	3,66,651	347	3,66,998	1,963	2,310
Vehicles	6,23,42,084	5,26,989.00	3,69,00,000	1,71,45,000	8,26,24,073	15%	3,02,00,562	50,96,027	3,52,96,589	4,73,27,484	3,21,41,522
Plant & Machinery	6,83,05,728	16,000.00	2,52,520	-	6,85,74,248	15%	5,79,06,982	15,81,151	5,94,88,133	90,86,115	1,03,98,746
Fire Equipment	44,604	-	-	-	44,604	15%	24,814	2,969	27,783	16,821	19,790
Medical Equipment	2,35,59,025	8,35,706.00	3,86,922	-	2,47,81,653	15%	71,26,329	26,19,280	97,45,609	1,50,36,044	1,64,32,696
Books and Journals	-	7,94,345	7,09,162	-	15,03,507	40%	-	4,59,571	4,59,571	10,43,936	-
TOTAL RS.	46,58,03,700	73,02,978	4,51,24,011	1,71,45,000	52,53,97,855		36,02,86,230	1,82,78,897	37,85,65,127	14,68,32,726	12,98,29,635
Land	1,01,06,908				1,01,06,908					1,01,06,908	1,01,06,908
GRAND TOTAL	47,59,10,608	73,02,978	4,51,24,011	1,71,45,000	53,55,04,763		36,02,86,230	1,82,78,897	37,85,65,127	15,69,39,634	13,99,36,543

SCHEDULE '11'**Budget for the FY23-24 (Amount in Lakhs)****(A) Budget Vs Actual Income for FY 23-24**

Receipts	Budget	Actual	Variance
Income From Collage Activity	1300	1297.26	-2.74
Income From Hostel and Mess	265	261.12531	-3.87469
Income From FDR	55	53.78322	-1.21678
Other Income	200	204.79072	4.79072
TOTAL Rs.	1820	1816.95925	-3.04075

(B) Budget Vs Actual Expense for FY 23-24

Particular	Budget	Actual	Variance
DENTAL MATERIAL	80	79.66221	0.33779
infrastructure	130	136.5957	-6.5957
Fees Concession and Scholarship	140	141.7625	-1.7625
Research, Training, Conference	4	4.11799	-0.11799
Salary	975	973.2004	1.7996
Social Welfare	10	9.32307	0.67693
Books	15	15.03507	-0.03507
Library Expense	3	2.73445	0.26555
Mess Expense	85	82.32532	2.67468
House keeping	30	32.79859	-2.79859
Stipend	45	39.05937	5.94063
Function & Festival	25	19.67531	5.32469
Vehicle Running and Maintenance	30	30.10628	-0.10628
Welfare Department	2.5	1.73455	0.76545
Other Expense	79.5	102.93536	-23.43536
TOTAL Rs.	1654	1671.06617	-17.06617

Note - We have Compared The Actual Figures with The Budgeted Figures as provided By Management
Budget Estimates are not Audited hence we do not Comment on the Budgeted Figures

FINANCIAL YEAR 2022 - 2023

DR. B.S. GUPTA MEDICAL CHARITABLE SOCIETY


VIRBHADRA ROAD, PO-PASHULOK, RISHIKESH-249203

BALANCE SHEET AS AT MARCH 31,2023

PARTICULARS	SCH. NO	AS AT MARCH 31, 2023		AS AT MARCH 31, 2022	
		AMOUNT	AMOUNT	AMOUNT	AMOUNT
<u>LIABILITIES</u>					
Society Capital Fund	1	242,205,019		250,938,761	
Secured Loans	2	-		692	
Unsecured Loans	3	16,210,417		18,210,417	
Expansion & Renovation Of Building		30,000,000		30,000,000	
				-	
TOTAL RS...			<u>288,415,436</u>		<u>299,149,870</u>
<u>ASSETS</u>					
Fixed Assets	4		139,936,543		134,135,928
<u>Current Assets,Loans & Advances</u>					
A) Current Assets	5	150,517,781		178,904,852	
B) Loans & Advances	6	31,941,296		25,392,616	
		<u>182,459,077</u>		<u>204,297,468</u>	
Less: Current Liabilities & Provisions				-	
Sundry Creditors	7	1,631,682		1,940,395	
Security Deposits	8	24,274,116		29,794,204	
Expenses Payable	9	<u>8,074,387</u>		<u>7,548,927</u>	
		<u>33,980,185</u>	148,478,893	<u>39,283,526</u>	165,013,942
TOTAL RS...			<u>288,415,436</u>		<u>299,149,870</u>

As per our separate report of even date.
For B M SHARMA & ASSOCIATES
Chartered Accountants
FRN No. 007944N


[AMIT GUPTA]
Chairman


[VIVEK SANG]
Secretary


Akash Khanduja
Partner

PLACE: Dehradun
DATE: 26/10/2023

M.No. 436402
UDIN:- 23436402BGZPXZ5535

4.1.4 Audited utilization statements highlighting Infrastructure Development and Augmentation

Annexure- 4

DR. B.S. GUPTA MEDICAL CHARITABLE SOCIETY
VIRBHADRA ROAD, PO-PASHULOK, RISHIKESH-249203
SCHEDULE '4' OF FIXED ASSETS AS AT MARCH 31, 2023

PARTICULARS	Balance As At 01.04.2022	Additions during the Year		Disposals during the Year	Total	Rate	DEPRECIATION		Total Dep/ Upto 31.03.2023	WDV As At 31.03.2023	WDV As At 31.03.2022
		Upto 30.09.2022	Upto 31.03.2023				Upto 31.03.2022	During the year			
Building, College	270,832,185	-	-	-	270,832,185	10%	210,820,677	6,001,151	216,821,828	54,010,357	60,011,508
Building, Railway Road	2,980,710	-	-	-	2,980,710	10%	2,555,694	42,502	2,598,196	382,514	425,016
Building, Delhi Office	19,568,002	-	-	-	19,568,002	10%	10,676,656	889,135	11,565,791	8,002,211	8,891,346
Furniture & Fixtures	10,633,717	228,862.00	-	-	10,862,579	10%	8,026,136	283,645	8,309,781	2,552,798	2,607,581
Genset	3,381,507	-	-	-	3,381,507	15%	3,190,280	28,685	3,218,965	162,542	191,227
Computers	8,621,144	507,910.00	125,595	-	9,254,649	40%	8,124,713	426,856	8,551,569	703,080	496,431
Electronic Appliances	17,979,180	424,162.00	212,490	-	18,615,832	15%	12,727,440	867,322	13,594,762	5,021,069	5,251,739
Tubewell	368,961	-	-	-	368,961	15%	366,243	408	366,651	2,310	2,718
Vehicles	43,716,821	25,224,876.39	1,140,387	7,740,000.00	62,342,084	15%	24,629,150	5,571,412	30,200,562	32,141,522	19,087,671
Plant & Machinery	65,898,534	-	2,407,194	-	68,305,728	15%	56,284,308	1,622,674	57,906,982	10,398,746	9,614,226
Fire Equipment	44,604	-	-	-	44,604	15%	21,321	3,493	24,814	19,790	23,283
Medical Equipment	21,778,335	357,000.00	1,423,690	-	23,559,025	15%	4,352,061	2,774,268	7,126,329	16,432,696	17,426,274
TOTAL, RS.	465,803,700	26,742,810	5,309,356	7,740,000	490,115,866		341,774,679	18,511,551	360,286,230	129,829,635	124,029,020
Land	10,106,908	-	-	-	10,106,908		-	-	-	10,106,908	10,106,908
GRAND TOTAL	475,910,608	26,742,810	5,309,356	7,740,000	500,222,774		341,774,679	18,511,551	360,286,230	139,936,543	134,135,928

FINANCIAL YEAR 2021-2022

DR. B.S. GUPTA MEDICAL CHARITABLE SOCIETY
VIRBHADRA ROAD, PO-PASHULOK, RISHIKESH-249203

BALANCE SHEET AS AT MARCH 31,2022

PARTICULARS	SCH. NO	AS AT MARCH 31, 2022		AS AT MARCH 31, 2021	
		AMOUNT	AMOUNT	AMOUNT	AMOUNT
<u>LIABILITIES</u>					
Society Capital Fund	1	25,09,38,761		22,52,48,935	
Secured Loans	2	692		241	
Unsecured Loans	3	1,82,10,417		1,82,10,417	
Expansion & Renovation Of Building		3,00,00,000		3,69,56,000	
TOTAL RS...			29,91,49,870	-	28,04,15,593

ASSETS

Fixed Assets	4		13,41,35,928		12,36,07,846
Current Assets,Loans & Advances					
A) Current Assets	5	17,89,04,852		15,45,65,067	
B) Loans & Advances	6	2,53,92,616		3,89,74,081	
		20,42,97,468		19,35,39,147	
Less: Current Liabilities & Provisions					
Sundry Creditors	7	19,40,395		28,42,009	
Security Deposits	8	2,97,94,204		2,67,09,386	
Expenses Payable	9	75,48,927		71,80,005	
		3,92,83,526	16,50,13,942	3,67,31,400	15,68,07,748
TOTAL RS...			29,91,49,870		28,04,15,593

Notes To Accounts


12

0

As per our separate report of even date.
For B M SHARMA & ASSOCIATES
Chartered Accountants
FRN No. 007944N


[AMIT GUPTA]
Chairman


[VIVEK SANG]
Secretary


Akash Khanduja
Partner

PLACE: Dehradun
DATE: 29-Sep-2022

M.No. 436402
UDIN:- 22072781AWYAAJ9563

FINANCIAL YEAR 2020-2021

DR. B.S. GUPTA MEDICAL CHARITABLE SOCIETY
VIRBHADRA ROAD, PO-PASHULOK, RISHIKESH-249203

BALANCE SHEET AS AT MARCH 31,2021

PARTICULARS	SCH. NO	AS AT MARCH 31, 2021		AS AT MARCH 31, 2020	
		AMOUNT	AMOUNT	AMOUNT	AMOUNT

LIABILITIES

Society Capital Fund	1	225,248,935		202,503,420	
Secured Loans	2	241		56	
Unsecured Loans	3	18,210,417		18,210,417	
Expansion & Renovation Of Building		36,956,000		41,558,000	
TOTAL RS...			280,415,593		262,271,893

ASSETS

Fixed Assets	4	123,607,846		131,645,393	
Current Assets, Loans & Advances					
A) Current Assets	5	154,565,067		143,426,407	
B) Loans & Advances	6	38,974,081		17,671,939	
		193,539,147		161,098,346	
Less: Current Liabilities & Provisions					
Sundry Creditors	7	2,842,009		(1,100,688)	
Security Deposits	8	26,709,386		23,746,747	
Expenses Payable	9	7,180,005		7,825,787	
		36,731,400	156,807,748	30,471,846	130,626,500
TOTAL RS...			280,415,593		262,271,892

Notes To Accounts


12


[AMIT GUPTA]
Chairman


[VIVEK SANG]
Secretary

PLACE: Dehradun
DATE: 17-Dec-2021

As per our separate report of even date.
For B M SHARMA & ASSOCIATES
Chartered Accountants
FRN No. 007944N


Ravinder Khanduja
Partner
M.No. 072781
UDIN:- 22072781AAAAAK9048

Annexure- 4

Audited utilization statements highlighting Infrastructure Development and Augmentation

DR. B.S. GUPTA MEDICAL CHARITABLE SOCIETY
VIRBHADRA ROAD, PO-PASHULOK, RISHIKESH-249203
SCHEDULE '4' OF FIXED ASSETS AS AT MARCH 31, 2021

PARTICULARS	Balance As At 01.04.2020	Additions during the Year		Disposals during the Year	Total	Rate	DEPRECIATION		Total Dep/ Upto 31.03.2021	WDV As At 31.03.2021	WDV As At 31.03.2020
		Upto 30.09.2020	Upto 31.03.2021				Upto 31.03.2020	During the year			
Building, College	257,936.094	-	4,602,000.00	-	262,538,094	10%	198,433,116	6,180,398	204,613,514	57,924,580	59,502,978
Building, Railway Road	2,980,710	-	-	-	2,980,710	10%	2,455,997	52,472	2,508,469	472,241	524,712
Building, Delhi Office	19,568,002	-	-	-	19,568,002	10%	8,591,030	1,097,698	9,688,728	9,879,274	10,976,972
Furniture & Fixtures	10,548,717	-	-	-	10,548,717	10%	7,429,171	311,955	7,741,126	2,807,591	3,119,546
Genset	3,381,507	-	-	-	3,381,507	15%	3,116,832	39,702	3,156,534	224,973	264,675
Computers	8,183,345	-	-	-	8,183,345	40%	7,766,700	166,658	7,933,358	249,987	416,645
Electronic Appliances	16,712,902	64,540.00	803,464.00	-	17,580,906	15%	10,867,905	946,691	11,814,596	5,766,309	5,844,996
Tubewell	368,961	-	-	-	368,961	15%	365,198	565	365,763	3,198	3,763
Vehicles	39,684,452	-	8,947,730	8,902,400	39,729,782	15%	18,964,567	2,443,703	21,408,270	18,321,512	20,719,885
Plant & Machinery	65,686,698	35,276.00	106,500.00	-	65,828,474	15%	52,620,679	1,973,182	54,593,861	11,234,613	13,066,019
Fire Equipment	44,604	-	-	-	44,604	15%	12,378	4,834	17,212	27,392	32,226
Medical Equipment	8,288,489	-	630,390.00	-	8,918,879	15%	1,222,421	1,107,190	2,329,611	6,589,268	7,066,068
TOTAL RS.	433,384,481	99,816	15,090,084	8,902,400	439,671,981		311,845,994	14,325,048	326,171,042	113,500,938	121,538,485
Land	10,106,908				10,106,908					10,106,908	10,106,908
GRAND TOTAL	443,491,389	99,816	15,090,084	8,902,400	449,778,889		311,845,994	14,325,048	326,171,042	123,607,846	131,645,393

FINANCIAL YEAR 2019-2020

DR. B.S. GUPTA MEDICAL CHARITABLE SOCIETY

VIRBHADRA ROAD, PO-PASHULOK, RISHIKESH-249203

BALANCE SHEET AS AT MARCH 31,2020

PARTICULARS	SCH. NO	AS AT MARCH 31, 2020		AS AT MARCH 31, 2019	
		AMOUNT	AMOUNT	AMOUNT	AMOUNT
LIABILITIES					
Society Capital Fund	1	202,503,420		185,424,158	
Secured Loans	2	56		6,396,480	
Unsecured Loans	3	18,210,417		18,210,417	
Expansion & Renovation Of Building		41,558,000		45,000,000	
TOTAL RS...			<u>262,271,893</u>		<u>255,031,055</u>
ASSETS					
Fixed Assets	4		131,645,393		126,813,173
Current Assets,Loans & Advances					
A) Current Assets	5	143,426,407		146,810,286	
B) Loans & Advances	6	23,522,411		18,252,828	
		<u>166,948,818</u>		<u>165,063,114</u>	
Less: Current Liabilities & Provisions					
Sundry Creditors	7	3,256,381		2,748,632	
Security Deposits	8	25,240,150		26,361,925	
Expenses Payable	9	<u>7,825,787</u>		<u>7,734,675</u>	
		<u>36,322,318</u>	130,626,500	<u>36,845,232</u>	128,217,882
Notes To Accounts	13				
TOTAL RS...			<u>262,271,893</u>		<u>255,031,055</u>

For Dr. B.S.Gupta Medical Charitable Society

[AMIT GUPTA]
Chairman

[VINAY K. SANKH] Secretary

PLACE: Dehradun
DATE: 17-Dec-2020

As per our separate report of even date.
For B M SHARMA & ASSOCIATES

Chartered Accountants
FRN No. 007944N

Ravinder Khanduja
Partner

M.No. 072781
UDIN:- 20072781AAAABL1892

4.1.4 Audited utilization statements highlighting Infrastructure Development and Augmentation



Annexure:- 12

DR. B.S. GUPTA MEDICAL CHARITABLE SOCIETY
VIRBHADRA ROAD, PO-PASHULOK, RISHIKESH-249203
SCHEDULE '4' OF FIXED ASSETS AS AT MARCH 31, 2020




PARTICULARS	Balance As At 01.04.2019	Additions during the Year		Disposals during the Year	Total	Rate	DEPRECIATION		Total Dep/ Upto 31.03.2020	WDV As At 31.03.2020	WDV As At 31.03.2019
		Upto 30.09.2019	Upto 31.03.2020				Upto 31.03.2019	During the year			
Building, College	254,494,094	3,442,000	-	-	257,936,094	10%	191,821,674	6,611,442	198,433,116	59,502,978	62,672,420
Building, Railway Road	2,980,710	-	-	-	2,980,710	10%	2,397,695	58,302	2,455,997	524,712	583,014
Building, Delhi Office	19,568,002	-	-	-	19,568,002	10%	7,371,366	1,219,664	8,591,030	10,976,972	12,196,636
Furniture & Fixtures	10,362,757	185,960	-	-	10,548,717	10%	7,082,554	346,617	7,429,171	3,119,546	3,280,203
Genset	3,381,507	-	-	-	3,381,507	15%	3,070,124	46,708	3,116,832	264,675	311,383
Computers	7,986,343	117,112	79,890	-	8,183,345	40%	7,515,566	251,134	7,766,700	416,645	470,777
Electronic Appliances	13,560,526	2,247,738	904,638	-	16,712,902	15%	9,916,255	951,650	10,867,905	5,844,996	3,644,270
Tubewell	368,961	-	-	-	368,961	15%	364,533	665	365,198	3,763	4,428
Vehicles	33,352,280	-	6,782,172	450,000	39,684,452	15%	15,827,131	3,137,436	18,964,567	20,719,885	17,525,149
Plant & Machinery	64,497,755	1,153,413	35,530	-	65,686,698	15%	50,318,045	2,302,634	52,620,679	13,066,019	14,179,710
Fire Equipment	44,604	-	-	-	44,604	15%	6,691	5,687	12,378	32,226	37,913
Medical Equipment	2,014,087	3,574,146	2,700,256	-	8,288,489	15%	213,725	1,008,696	1,222,421	7,066,068	1,800,362
TOTAL RS.	412,611,626	10,720,369	10,502,486	450,000	433,384,481		295,905,359	15,940,635	311,845,994	121,538,485	116,706,265
Land	10,106,908				10,106,908					10,106,908	10,106,908
GRAND TOTAL	422,718,534	10,720,369	10,502,486	450,000	443,491,389		295,905,359	15,940,635	311,845,994	131,645,393	126,813,173





4.1.4 INFRASTRUCTURE DEVELOPMENT





INAUGURATION OF CAD/CAM UNIT







INAUGURATION OF CBCT UNIT


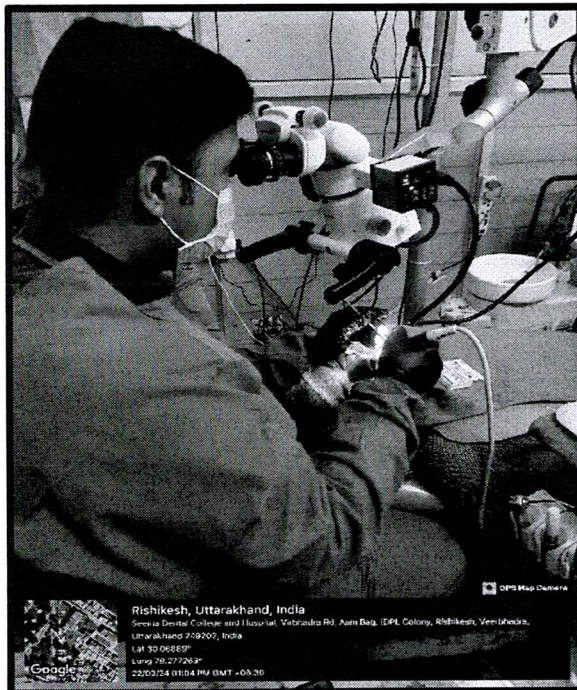


INAUGURATION OF CONSCIOUS SEDATION UNIT







INAUGURATION OF DENTAL OPERATING MICROSCOPE



INAUGURATION OF INCUBATION CENTER & RESEARCH CELL





INAUGURATION OF MOBILE DENTAL VAN

